



# STEEL GRAIN BODIES

AVAILABLE IN 96" & 102" WIDTHS • 50" & 62" HEIGHTS







# STEEL BODIES

The Scott™ trademark assures you of the highest quality. Tafco Equipment Company has been serving the trucking and farming industry with quality products throughout the years. Construction of Scott™ Steel Body is based on the experience of actual field and road use. The body is a combination of the finest design features available.

Designed for durability and long life, the continuously formed steel corrugated sides offer extra strength and the one piece construction makes it weather tight. Rigidity is added to the platform during hoisting because of the extra side strength. The dual function top rail also serves as a tarp rail.

62" SIDE BODY SHOWN



## Now available in standard 96" and the NEW 102" Wide Body

An exclusive feature of Scott™ is the 62" body. This unit was designed for grain and bulk products, where additional height and weather tightness is required. Farmers and commercial truckers have been using this new size for transporting all types of bulk and bagged products.

STEEL BODY SPECIFICATIONS		50 INCH HEIGHT							
Length	Width	Approximate Body Weights							
		Wood 12" Crossmember		Aluminum 12" Crossmember		Sm. Steel 12" Crossmember		Approximate Bushel Capacity	
12'	96" NA	1996 lbs.	NA	1903 lbs.	NA	2024 lbs.	NA		295
14'	96 102"	2320	2384 lbs.	2145	2243 lbs.	2378	2434 lbs.	346	369
15'	96 102	2471	2564	2259	2363	2581	2637	372	396
16'	96 102	2634	2704	2377	2486	2722	2782	397	423
18'	96 102	2827	2903	2602	2722	2874	2939	448	478
19'	96 102	3050	3128	2692	2821	3156	3228	474	505
20'	96 102	3206	3288	2894	3025	3338	3410	499	532
21'	96 102	3326	3411	3014	3150	3437	3511	524	559
22'	96 102	3488	3576	3177	3319	3580	3657	550	586
24'	96 102	3782	3876	3456	3609	3814	3896	601	640

SPECIFICATIONS FOR NEW! 102" WIDE BODY SHOWN IN RED

STEEL BODY SPECIFICATIONS		62" HEIGHT	
Length	Width	Approximate Body Weights	
		Wood 12" Crossmember	Aluminum 12" Crossmember
12'	96" NA	2252 lbs.	NA
14'	96 102"	2670	2734 lbs.
15'	96 102	2841	2914
16'	96 102	2954	3004
18'	96 102	3200	3228
19'	96 102	3407	3478
20'	96 102	3535	3609
21'	96 102	3676	3750
22'	96 102	3816	3891
24'	96 102	4075	4152

SPECIFICATIONS FOR NEW! 102" WIDE BODY SHOWN IN RED

50"


62"



# WITH 3 SECTION SWINGING END-GATE




Easy pin removal allows double-hinged header bar to swing either direction or be removed if desired. Removal makes loading and unloading easy.



Seal beam clearance lights mounted in rubber.

Heavy-duty rear corner post extends to bottom of platform and is integrated with rear rail to give strength to rear corner, with or without doors installed.



Rear rail is stepped to allow doors to fit tight. Door seal kit included.

The End-Gate is one of the key factors in making the Scott™ body unique. Forged steel hinges give maximum strength, insuring proper and lasting fit. Hinges permit end-gate wings to fold back along body. This full opening design, with removable header bar, allows loading of bags and pallets to the full inside width of box.

A small center grain trap in the center gate allows metered flow. The center gate swings open for full flow into a pit, also allowing for easy cleaning of box corners.




APPLICATIONS 62 INCH HEIGHT					
Approximate Body Weights					
	Aluminum 12" Crossmember		Sm. Steel 12" Crossmember		Approximate Bushel Capacity
er	2159 lbs.	NA	2280 lbs.	NA	366 NA
A	2495	2596 lbs.	2728	2787 lbs.	429 458
11	2601	2708	2923	2984	461 491
27	2697	2809	3042	3105	492 525
79	2975	3098	3247	3315	556 572
88	3052	3181	3516	3588	587 626
20	3223	3357	3667	3742	618 659
64	3364	3503	3787	3864	650 693
07	3505	3650	3908	3988	681 727
72	3749	3905	4107	4192	741 794

Y SHOWN IN RED



# PLATFORMS



## PLATFORM SPECIFICATIONS

Length	Width	Wood 12" Crossmember		Aluminum 12" Crossmember		Sm. Steel 12" Crossmember		
		Weight	Weight	Weight	Weight	Weight	Weight	
12'	96"	NA	1125 lbs.	NA	1032 lbs.	NA	1153 lbs.	NA
14	96	102"	1379	1421 lbs.	1204	1280 lbs.	1437	1471 lbs.
15	96	102	1530	1575	1290	1372	1612	1648
16	96	102	1633	1681	1376	1463	1721	1759
18	96	102	1773	1827	1548	1646	1820	1863
19	96	102	1932	1988	1577	1681	2041	2088
20	96	102	2032	2092	1720	1829	2164	2214
21	96	102	2118	2181	1806	1920	2229	2281
22	96	102	2203	2269	1892	2012	2295	2350
24	96	102	2390	2462	2064	2195	2422	2482

SPECIFICATIONS FOR NEW! 102" WIDE BODY SHOWN IN RED

## PLATFORM OPTIONS

Heavy gauge aluminum floor boards add another option for your Scott™ Body Platform. Full length and interlocking, designed for strength and smooth dump flow efficiency. Lighter than steel or wood for greater payloads. All parts formed in one-piece sections, eliminating splices. We feel this floor will eventually replace steel and wood. It has the smoothness of steel, but with more strength and rigidity than wood.

Our wood platform is 2x6 T&G #1 Select Western Fir—standard of the industry. Our regular steel floor still available.

## STEEL CORRUGATION

Body sides are produced in continuous one piece lengths with the corrugating process. This design gives a maximum strength with a minimum of weight with no necessity for side support stakes. This method of forming corrugated metal creates "NO WASTE"...meaning the savings in raw materials can be passed on to the buyer in a high quality, reasonably priced product.



125-888